

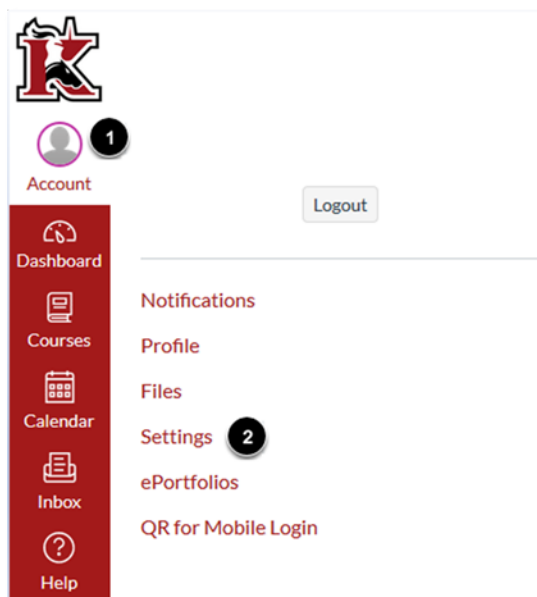
# How can I see what my child is doing in Canvas?

Parents can sign up as an observer in Canvas. Observers can link their Canvas account to their student's account so they can see assignment due dates, announcements, and other course content. Observers can view the course content but cannot participate in the course.

To observe a student, you must have a student pairing code. This must be completed by the student. Pairing codes will expire after seven days or its first use. A new pairing code must be generated for each observer.

## Generating a student pairing code.

1. Have your student login to their Canvas account at <https://homerknights.instructure.com>
2. In Global Navigation, click the **Account** link [1], then click the **Settings** link [2].
4. Copy the six-digit alphanumeric pairing code [1]. You will need to share the code with the observer who will link to your account. The pairing code will expire after seven days or its first use.

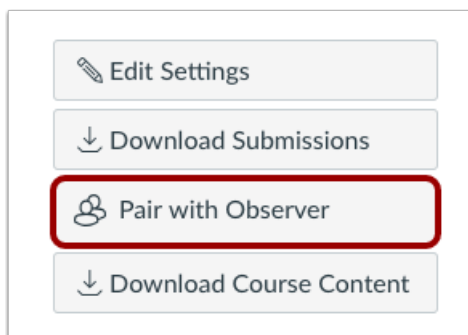


To close the window, click the **OK** button [2].

**Note:** Pairing codes are case sensitive.



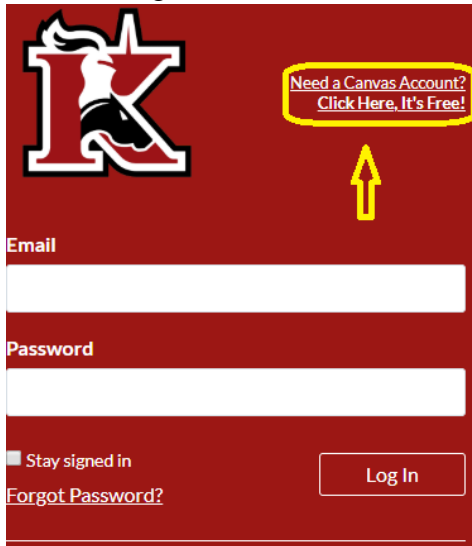
3. Click the **Pair with Observer** button.



# Signing up for a parent account.

1. Go to <https://homerknights.instructure.com>

2. Click to Register.

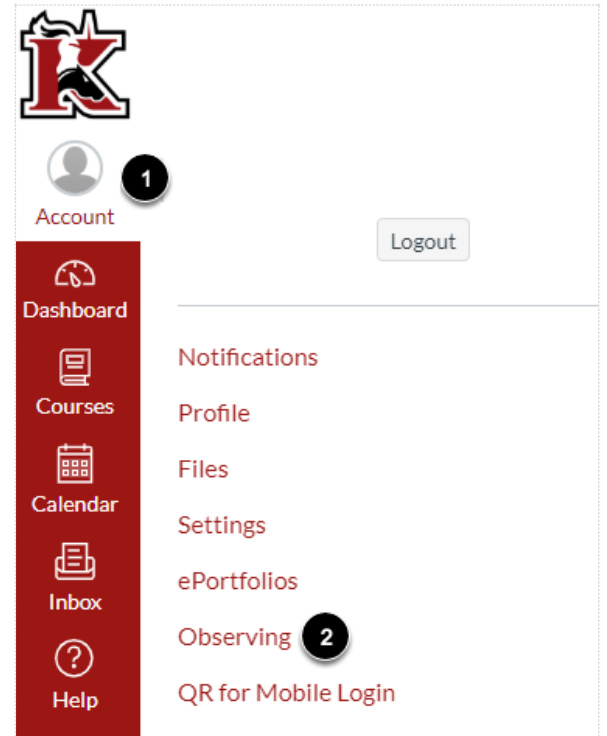


3. Sign up as a Parent.



4. Enter Setup Details.

5. Once your account is setup, you can add additional students by going to Global Navigation, click the **Account** link [1], then click the **Observing** link [2].



6. Type the pairing code in the **Student Pairing Code** field [1] and click the **Add Student** button [2]. Remember pairing codes will expire after seven days or its first use.