

Survey Response Counts

Section: Purpose and Direction

Question / Institution			Strongly Agree		Agree		Neutral		Disagree		Total	
			#	%	#	%	#	%	#	%	#	%
1. Our school's purpose statement is clearly focused on student success.	Homer Community School	Average Score	22	50%	13	29.55%	9	20.45%	0	0%	44	100%
		4.3	22	50%	13	29.55%	9	20.45%	0	0%	44	100%
	Total		22	50%	13	29.55%	9	20.45%	0	0%	44	100%
2. Our school's purpose statement is formally reviewed and revised with involvement from parents.	Homer Community School	Average Score	9	20.45%	20	45.45%	12	27.27%	3	6.82%	44	100%
		3.8	9	20.45%	20	45.45%	12	27.27%	3	6.82%	44	100%
	Total		9	20.45%	20	45.45%	12	27.27%	3	6.82%	44	100%
3. Our school has established goals and a plan for improving student learning.	Homer Community School	Average Score	18	40.91%	17	38.64%	9	20.45%	0	0%	44	100%
		4.2	18	40.91%	17	38.64%	9	20.45%	0	0%	44	100%
	Total		18	40.91%	17	38.64%	9	20.45%	0	0%	44	100%
Total			49	37.12%	50	37.88%	30	22.73%	3	2.27%	132	100%

Section: Governance and Leadership

Question / Institution			Strongly Agree		Agree		Neutral		Disagree		Strongly Disagree		Total	
			#	%	#	%	#	%	#	%	#	%	#	%
4. Our school's governing body operates responsibly and functions effectively.	Homer Community School	Average Score	7	15.91%	25	56.82%	9	20.45%	3	6.82%	0	0%	44	100%
		3.82	7	15.91%	25	56.82%	9	20.45%	3	6.82%	0	0%	44	100%
	Total		7	15.91%	25	56.82%	9	20.45%	3	6.82%	0	0%	44	100%
5. Our school's governing body does not interfere with the operation or leadership of our school.	Homer Community School	Average Score	8	18.18%	20	45.45%	12	27.27%	3	6.82%	1	2.27%	44	100%
		3.7	8	18.18%	20	45.45%	12	27.27%	3	6.82%	1	2.27%	44	100%
	Total		8	18.18%	20	45.45%	12	27.27%	3	6.82%	1	2.27%	44	100%

Question / Institution			Strongly Agree		Agree		Neutral		Disagree		Strongly Disagree		Total	
			#	%	#	%	#	%	#	%	#	%	#	%
6. Our school has high expectations for students in all classes.	Homer Community School	Average Score	21	47.73%	12	27.27%	7	15.91%	4	9.09%	0	0%	44	100%
		4.14	21	47.73%	12	27.27%	7	15.91%	4	9.09%	0	0%	44	100%
	Total		21	47.73%	12	27.27%	7	15.91%	4	9.09%	0	0%	44	100%
7. Our school shares responsibility for student learning with its stakeholders.	Homer Community School	Average Score	5	11.36%	23	52.27%	12	27.27%	4	9.09%	0	0%	44	100%
		3.66	5	11.36%	23	52.27%	12	27.27%	4	9.09%	0	0%	44	100%
	Total		5	11.36%	23	52.27%	12	27.27%	4	9.09%	0	0%	44	100%
8. Our school communicates effectively about the school's goals and activities.	Homer Community School	Average Score	9	20.45%	27	61.36%	4	9.09%	4	9.09%	0	0%	44	100%
		3.93	9	20.45%	27	61.36%	4	9.09%	4	9.09%	0	0%	44	100%
	Total		9	20.45%	27	61.36%	4	9.09%	4	9.09%	0	0%	44	100%
9. Our school provides opportunities for stakeholders to be involved in the school.	Homer Community School	Average Score	8	18.18%	19	43.18%	14	31.82%	3	6.82%	0	0%	44	100%
		3.73	8	18.18%	19	43.18%	14	31.82%	3	6.82%	0	0%	44	100%
	Total		8	18.18%	19	43.18%	14	31.82%	3	6.82%	0	0%	44	100%
Total			58	21.97%	126	47.73%	58	21.97%	21	7.95%	1	0.38%	264	100%

Section: Teaching and Assessing for Learning

Question / Institution			Strongly Agree		Agree		Neutral		Disagree		Strongly Disagree		Not Applicable		Total	
			#	%	#	%	#	%	#	%	#	%	#	%	#	%
10. All of my child's teachers provide an equitable curriculum that meets his/her learning needs.	Homer Community School	Average Score	22	50%	15	34.09%	4	9.09%	3	6.82%	0	0%	0	0%	44	100%
		4.27	22	50%	15	34.09%	4	9.09%	3	6.82%	0	0%	0	0%	44	100%
	Total		22	50%	15	34.09%	4	9.09%	3	6.82%	0	0%	0	0%	44	100%
11. All of my child's teachers give work that challenges my child.	Homer Community School	Average Score	19	43.18%	20	45.45%	4	9.09%	1	2.27%	0	0%	0	0%	44	100%
		4.3	19	43.18%	20	45.45%	4	9.09%	1	2.27%	0	0%	0	0%	44	100%
	Total		19	43.18%	20	45.45%	4	9.09%	1	2.27%	0	0%	0	0%	44	100%
12. All of my child's teachers use a variety of teaching strategies and learning activities.	Homer Community School	Average Score	15	34.09%	19	43.18%	6	13.64%	4	9.09%	0	0%	0	0%	44	100%
		4.02	15	34.09%	19	43.18%	6	13.64%	4	9.09%	0	0%	0	0%	44	100%
	Total		15	34.09%	19	43.18%	6	13.64%	4	9.09%	0	0%	0	0%	44	100%

Question / Institution			Strongly Agree		Agree		Neutral		Disagree		Strongly Disagree		Not Applicable		Total	
			#	%	#	%	#	%	#	%	#	%	#	%	#	%
13. All of my child's teachers meet his/her learning needs by individualizing instruction.	Homer Community School	Average Score	16	36.36%	12	27.27%	10	22.73%	5	11.36%	1	2.27%	0	0%	44	100%
		3.84	16	36.36%	12	27.27%	10	22.73%	5	11.36%	1	2.27%	0	0%	44	100%
	Total		16	36.36%	12	27.27%	10	22.73%	5	11.36%	1	2.27%	0	0%	44	100%
14. All of my child's teachers work as a team to help my child learn.	Homer Community School	Average Score	20	45.45%	16	36.36%	2	4.55%	6	13.64%	0	0%	0	0%	44	100%
		4.14	20	45.45%	16	36.36%	2	4.55%	6	13.64%	0	0%	0	0%	44	100%
	Total		20	45.45%	16	36.36%	2	4.55%	6	13.64%	0	0%	0	0%	44	100%
15. All of my child's teachers help me to understand my child's progress.	Homer Community School	Average Score	21	47.73%	16	36.36%	3	6.82%	3	6.82%	1	2.27%	0	0%	44	100%
		4.2	21	47.73%	16	36.36%	3	6.82%	3	6.82%	1	2.27%	0	0%	44	100%
	Total		21	47.73%	16	36.36%	3	6.82%	3	6.82%	1	2.27%	0	0%	44	100%
16. All of my child's teachers keep me informed regularly of how my child is being graded.	Homer Community School	Average Score	16	36.36%	16	36.36%	5	11.36%	5	11.36%	2	4.55%	0	0%	44	100%
		3.89	16	36.36%	16	36.36%	5	11.36%	5	11.36%	2	4.55%	0	0%	44	100%
	Total		16	36.36%	16	36.36%	5	11.36%	5	11.36%	2	4.55%	0	0%	44	100%
17. All of my child's teachers report on my child's progress in easy to understand language.	Homer Community School	Average Score	19	43.18%	20	45.45%	3	6.82%	1	2.27%	1	2.27%	0	0%	44	100%
		4.25	19	43.18%	20	45.45%	3	6.82%	1	2.27%	1	2.27%	0	0%	44	100%
	Total		19	43.18%	20	45.45%	3	6.82%	1	2.27%	1	2.27%	0	0%	44	100%
18. My child sees a relationship between what is being taught and his/her everyday life.	Homer Community School	Average Score	10	22.73%	18	40.91%	12	27.27%	4	9.09%	0	0%	0	0%	44	100%
		3.77	10	22.73%	18	40.91%	12	27.27%	4	9.09%	0	0%	0	0%	44	100%
	Total		10	22.73%	18	40.91%	12	27.27%	4	9.09%	0	0%	0	0%	44	100%
19. My child knows the expectations for learning in all classes.	Homer Community School	Average Score	15	34.09%	21	47.73%	7	15.91%	1	2.27%	0	0%	0	0%	44	100%
		4.14	15	34.09%	21	47.73%	7	15.91%	1	2.27%	0	0%	0	0%	44	100%
	Total		15	34.09%	21	47.73%	7	15.91%	1	2.27%	0	0%	0	0%	44	100%
20. My child has at least one adult advocate in the school.	Homer Community School	Average Score	17	38.64%	19	43.18%	7	15.91%	1	2.27%	0	0%	0	0%	44	100%
		4.18	17	38.64%	19	43.18%	7	15.91%	1	2.27%	0	0%	0	0%	44	100%
	Total		17	38.64%	19	43.18%	7	15.91%	1	2.27%	0	0%	0	0%	44	100%
21. My child is given multiple assessments to measure his/her understanding of what was taught.	Homer Community School	Average Score	13	29.55%	23	52.27%	6	13.64%	2	4.55%	0	0%	0	0%	44	100%
		4.07	13	29.55%	23	52.27%	6	13.64%	2	4.55%	0	0%	0	0%	44	100%
	Total		13	29.55%	23	52.27%	6	13.64%	2	4.55%	0	0%	0	0%	44	100%

Question / Institution			Strongly Agree		Agree		Neutral		Disagree		Strongly Disagree		Not Applicable		Total	
			#	%	#	%	#	%	#	%	#	%	#	%	#	%
22. My child has up-to-date computers and other technology to learn.	Homer Community School	Average Score	13	29.55%	26	59.09%	3	6.82%	2	4.55%	0	0%	0	0%	44	100%
		4.14	13	29.55%	26	59.09%	3	6.82%	2	4.55%	0	0%	0	0%	44	100%
	Total		13	29.55%	26	59.09%	3	6.82%	2	4.55%	0	0%	0	0%	44	100%
23. My child has access to support services based on his/her identified needs.	Homer Community School	Average Score	10	22.73%	20	45.45%	10	22.73%	2	4.55%	0	0%	2	4.55%	44	100%
		3.73	10	22.73%	20	45.45%	10	22.73%	2	4.55%	0	0%	2	4.55%	44	100%
	Total		10	22.73%	20	45.45%	10	22.73%	2	4.55%	0	0%	2	4.55%	44	100%
Total			226	36.69%	261	42.37%	82	13.31%	40	6.49%	5	0.81%	2	0.32%	616	100%

Section: Resources and Support Systems

Question / Institution			Strongly Agree		Agree		Neutral		Disagree		Strongly Disagree		Total	
			#	%	#	%	#	%	#	%	#	%	#	%
24. Our school provides qualified staff members to support student learning.	Homer Community School	Average Score	15	34.09%	21	47.73%	6	13.64%	2	4.55%	0	0%	44	100%
		4.11	15	34.09%	21	47.73%	6	13.64%	2	4.55%	0	0%	44	100%
	Total		15	34.09%	21	47.73%	6	13.64%	2	4.55%	0	0%	44	100%
25. Our school provides an adequate supply of learning resources that are current and in good condition.	Homer Community School	Average Score	16	36.36%	19	43.18%	7	15.91%	2	4.55%	0	0%	44	100%
		4.11	16	36.36%	19	43.18%	7	15.91%	2	4.55%	0	0%	44	100%
	Total		16	36.36%	19	43.18%	7	15.91%	2	4.55%	0	0%	44	100%
26. Our school provides a safe learning environment.	Homer Community School	Average Score	25	56.82%	14	31.82%	1	2.27%	4	9.09%	0	0%	44	100%
		4.36	25	56.82%	14	31.82%	1	2.27%	4	9.09%	0	0%	44	100%
	Total		25	56.82%	14	31.82%	1	2.27%	4	9.09%	0	0%	44	100%
27. Our school provides students with access to a variety of information resources to support their learning.	Homer Community School	Average Score	15	34.09%	23	52.27%	6	13.64%	0	0%	0	0%	44	100%
		4.2	15	34.09%	23	52.27%	6	13.64%	0	0%	0	0%	44	100%
	Total		15	34.09%	23	52.27%	6	13.64%	0	0%	0	0%	44	100%

Question / Institution			Strongly Agree		Agree		Neutral		Disagree		Strongly Disagree		Total	
			#	%	#	%	#	%	#	%	Strongly Disagree		#	%
											#	%		
28. Our school provides excellent support services (e.g., counseling, and/or career planning).	Homer Community School	Average Score	15	34.09%	21	47.73%	7	15.91%	1	2.27%	0	0%	44	100%
		4.14	15	34.09%	21	47.73%	7	15.91%	1	2.27%	0	0%	44	100%
	Total		15	34.09%	21	47.73%	7	15.91%	1	2.27%	0	0%	44	100%
29. Our school provides opportunities for students to participate in activities that interest them.	Homer Community School	Average Score	16	36.36%	17	38.64%	9	20.45%	2	4.55%	0	0%	44	100%
		4.07	16	36.36%	17	38.64%	9	20.45%	2	4.55%	0	0%	44	100%
	Total		16	36.36%	17	38.64%	9	20.45%	2	4.55%	0	0%	44	100%
30. Our school ensures that the facilities support student learning.	Homer Community School	Average Score	11	25%	26	59.09%	5	11.36%	2	4.55%	0	0%	44	100%
		4.05	11	25%	26	59.09%	5	11.36%	2	4.55%	0	0%	44	100%
	Total		11	25%	26	59.09%	5	11.36%	2	4.55%	0	0%	44	100%
31. Our school ensures the effective use of financial resources.	Homer Community School	Average Score	5	12.5%	16	40%	15	37.5%	2	5%	2	5%	40	100%
		3.5	5	12.5%	16	40%	15	37.5%	2	5%	2	5%	40	100%
	Total		5	12.5%	16	40%	15	37.5%	2	5%	2	5%	40	100%
32. Our school ensures that instructional time is protected and interruptions are minimized.	Homer Community School	Average Score	4	10%	24	60%	8	20%	3	7.5%	1	2.5%	40	100%
		3.68	4	10%	24	60%	8	20%	3	7.5%	1	2.5%	40	100%
	Total		4	10%	24	60%	8	20%	3	7.5%	1	2.5%	40	100%
Total			122	31.44%	181	46.65%	64	16.49%	18	4.64%	3	0.77%	388	100%

Section: Using Results for Continuous Improvement

Question / Institution			Strongly Agree		Agree		Neutral		Disagree		Total	
			#	%	#	%	#	%	#	%	#	%
33. Our school ensures that all staff members monitor and report the achievement of school goals.	Homer Community School	Average Score	6	15%	25	62.5%	8	20%	1	2.5%	40	100%
		3.9	6	15%	25	62.5%	8	20%	1	2.5%	40	100%
	Total		6	15%	25	62.5%	8	20%	1	2.5%	40	100%

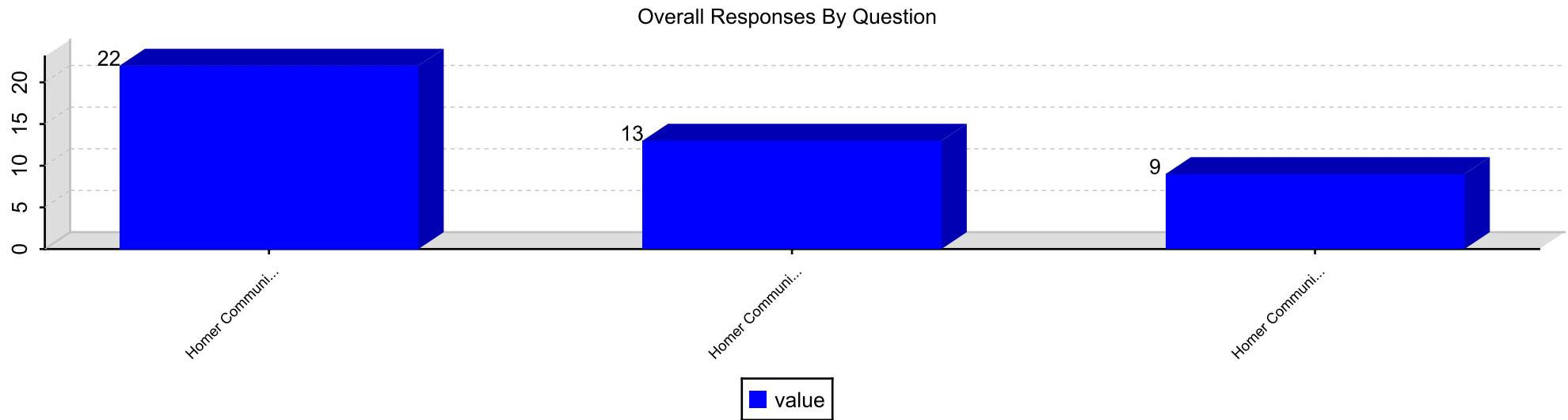
Question / Institution			Strongly Agree		Agree		Neutral		Disagree		Total	
			#	%	#	%	#	%	#	%	#	%
34. My child is prepared for success in the next school year.	Homer Community School	Average Score	9	22.5%	25	62.5%	3	7.5%	3	7.5%	40	100%
		4.0	9	22.5%	25	62.5%	3	7.5%	3	7.5%	40	100%
	Total		9	22.5%	25	62.5%	3	7.5%	3	7.5%	40	100%
35. My child has administrators and teachers that monitor and inform me of his/her learning progress.	Homer Community School	Average Score	14	35%	18	45%	4	10%	4	10%	40	100%
		4.05	14	35%	18	45%	4	10%	4	10%	40	100%
	Total		14	35%	18	45%	4	10%	4	10%	40	100%
Total			29	24.17%	68	56.67%	15	12.5%	8	6.67%	120	100%

Responses By Section and Question

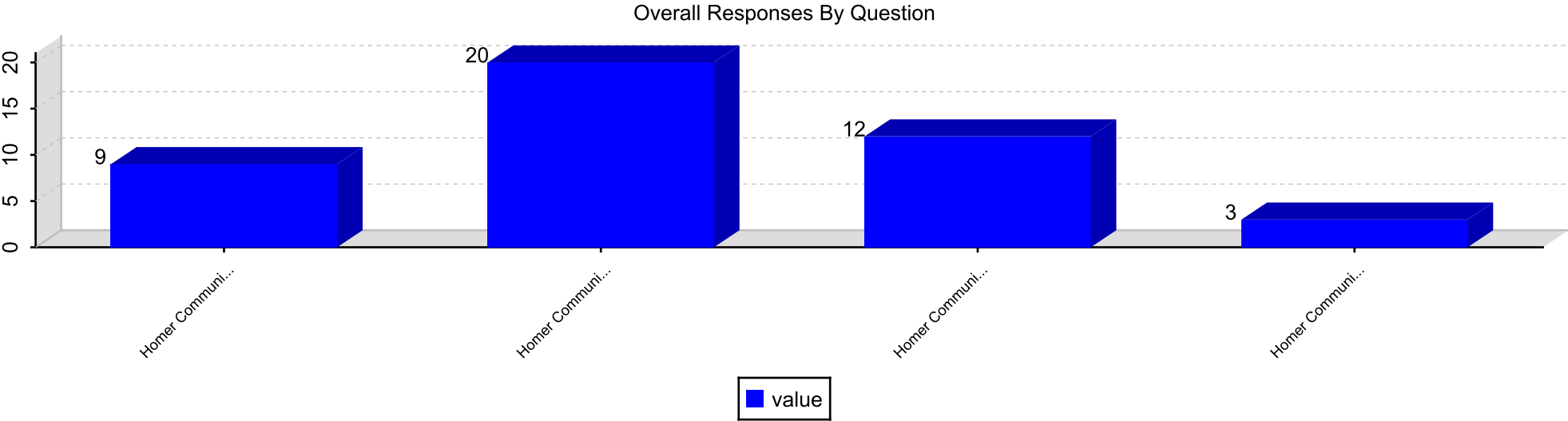
Section: Purpose and Direction

Responses By Question

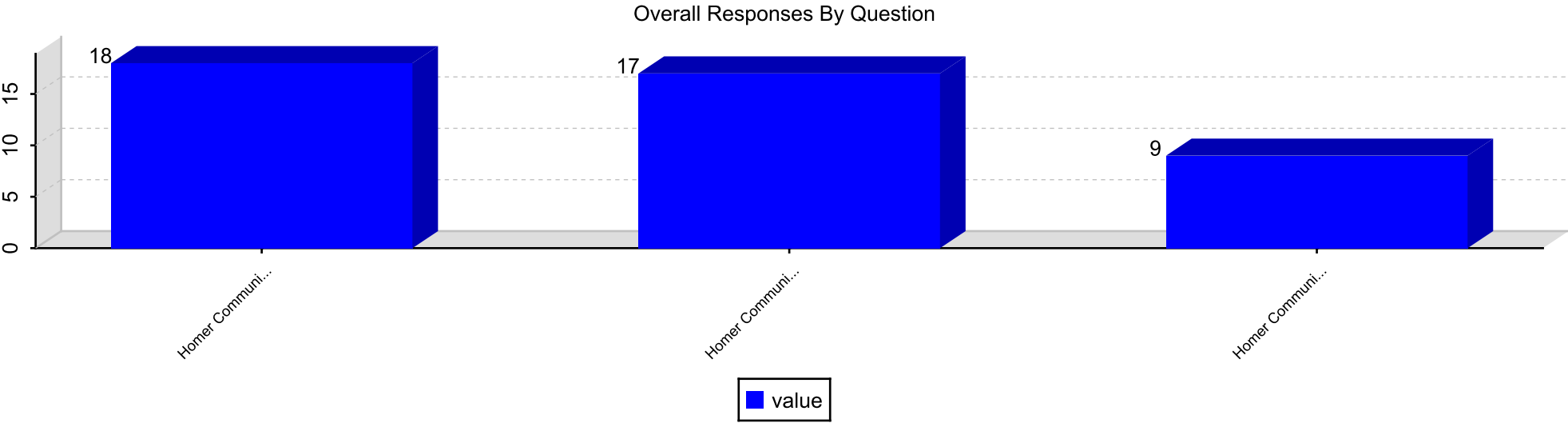
Question 1. Our school's purpose statement is clearly focused on student success.



Question 2. Our school's purpose statement is formally reviewed and revised with involvement from parents.



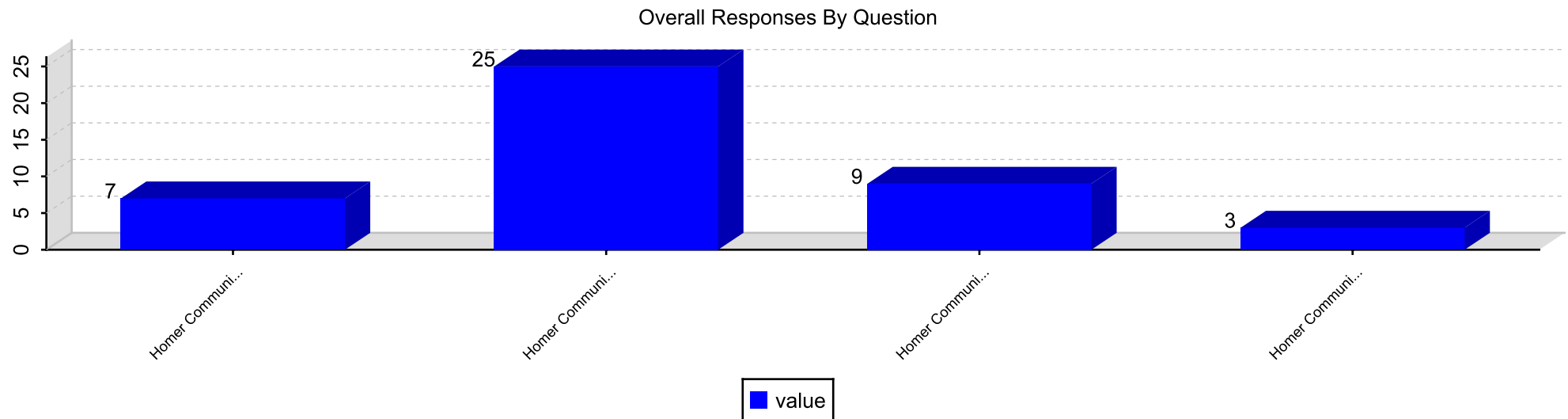
Question 3. Our school has established goals and a plan for improving student learning.



Section: Governance and Leadership

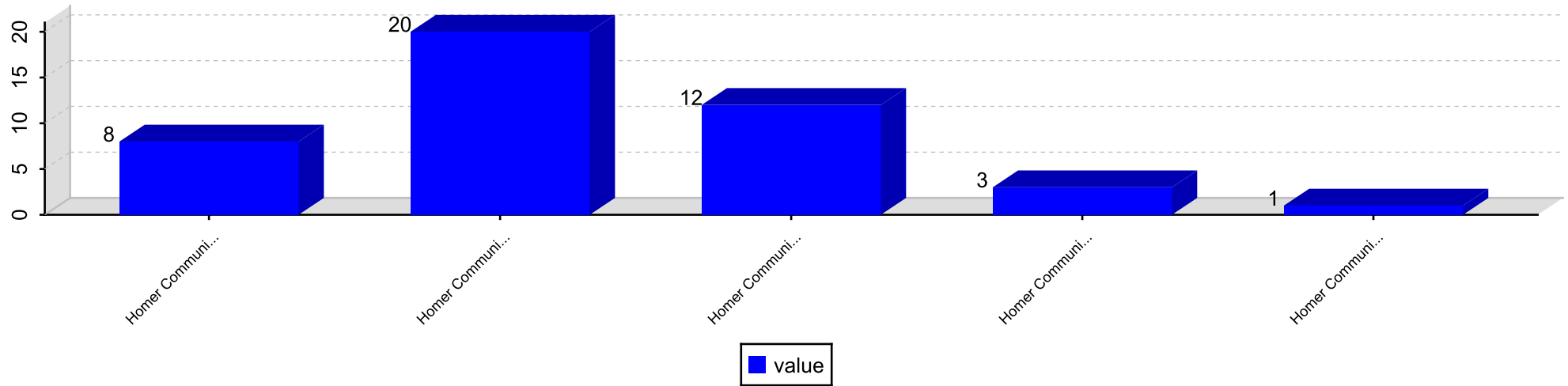
Responses By Question

Question 4. Our school's governing body operates responsibly and functions effectively.



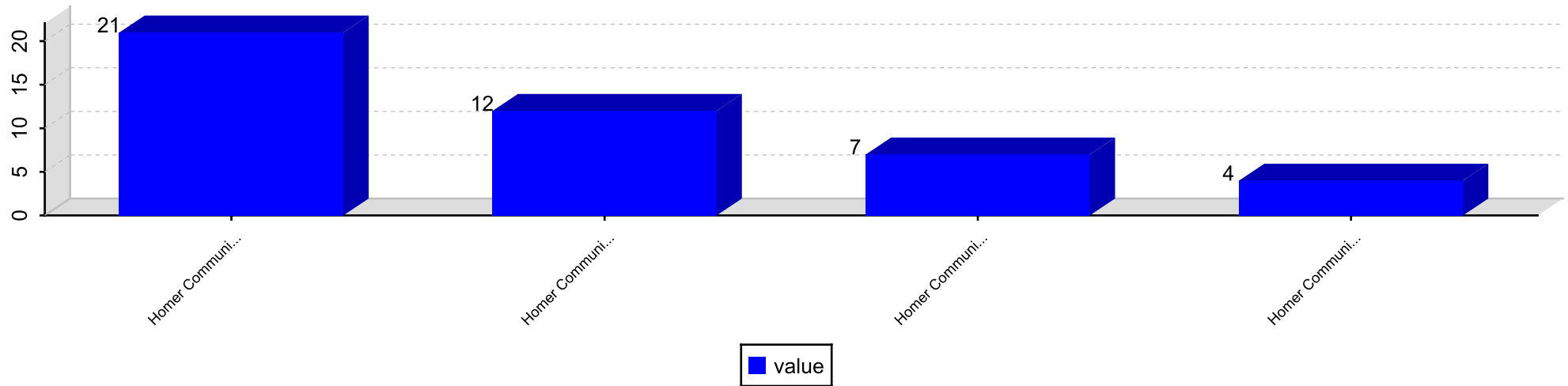
Question 5. Our school's governing body does not interfere with the operation or leadership of our school.

Overall Responses By Question

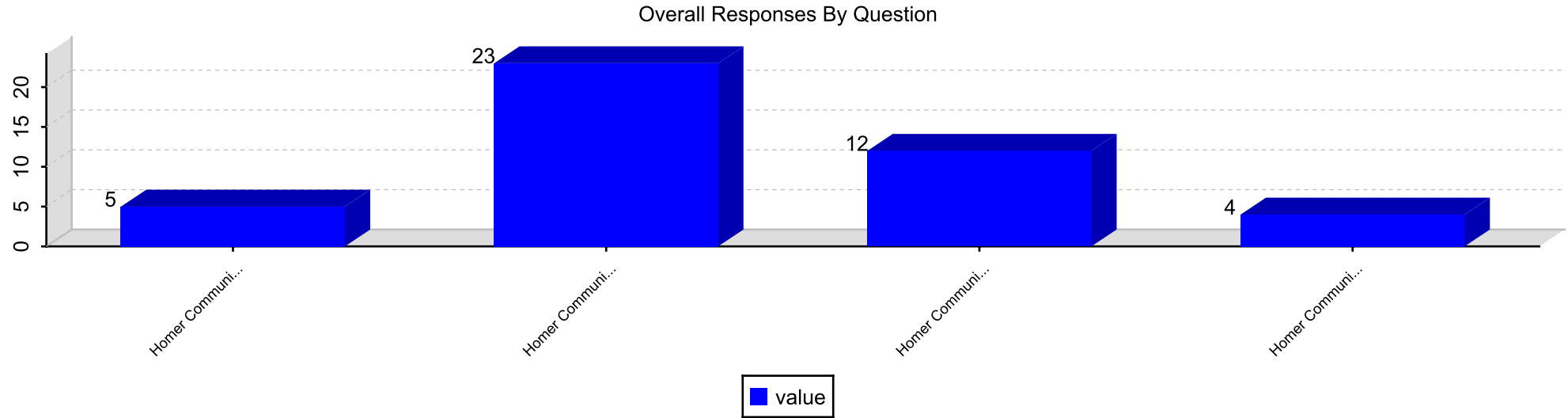


Question 6. Our school has high expectations for students in all classes.

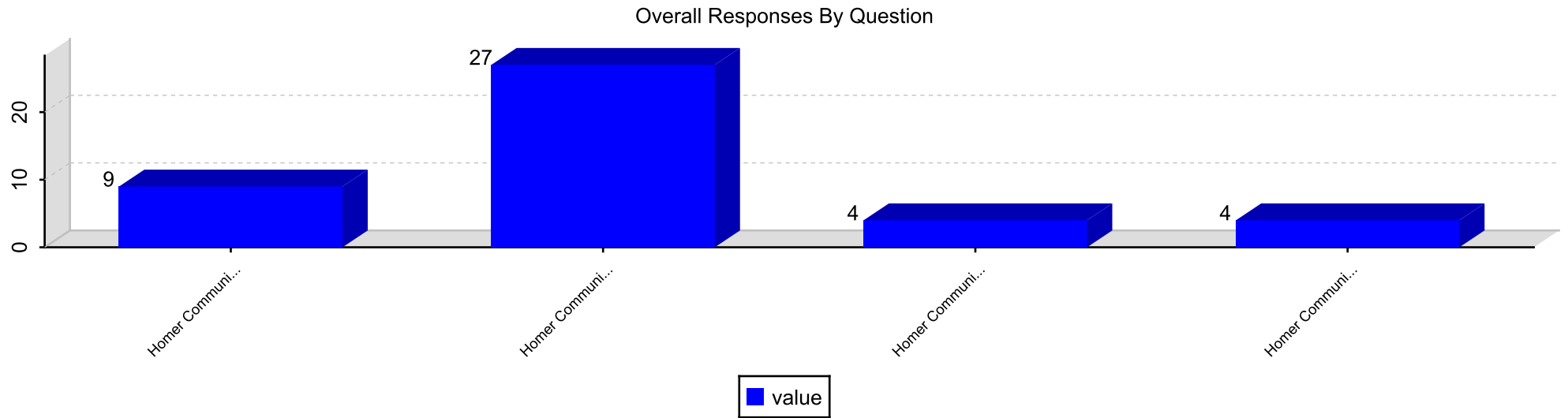
Overall Responses By Question



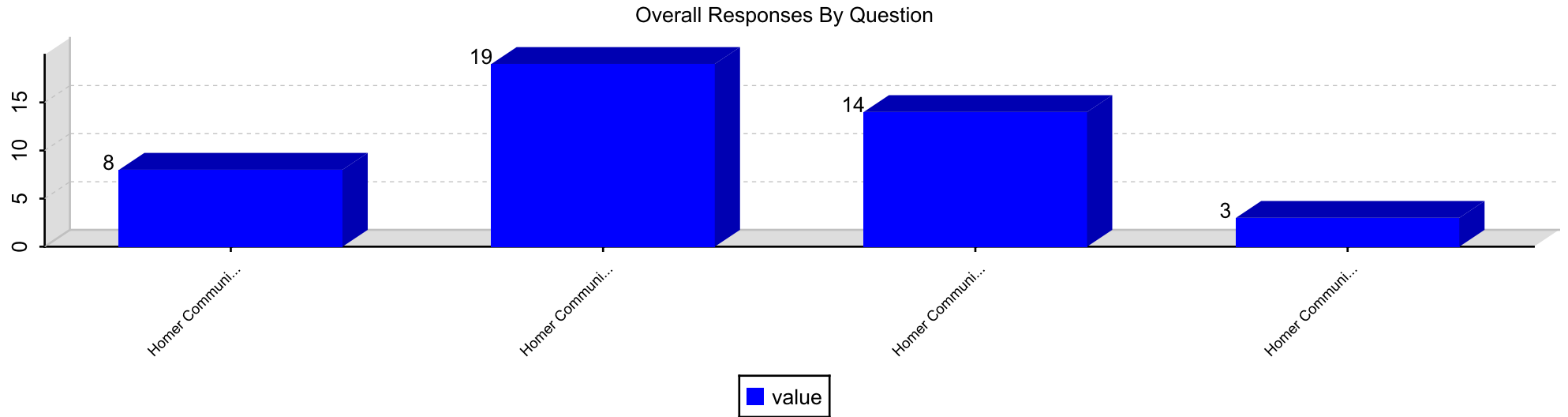
Question 7. Our school shares responsibility for student learning with its stakeholders.



Question 8. Our school communicates effectively about the school's goals and activities.



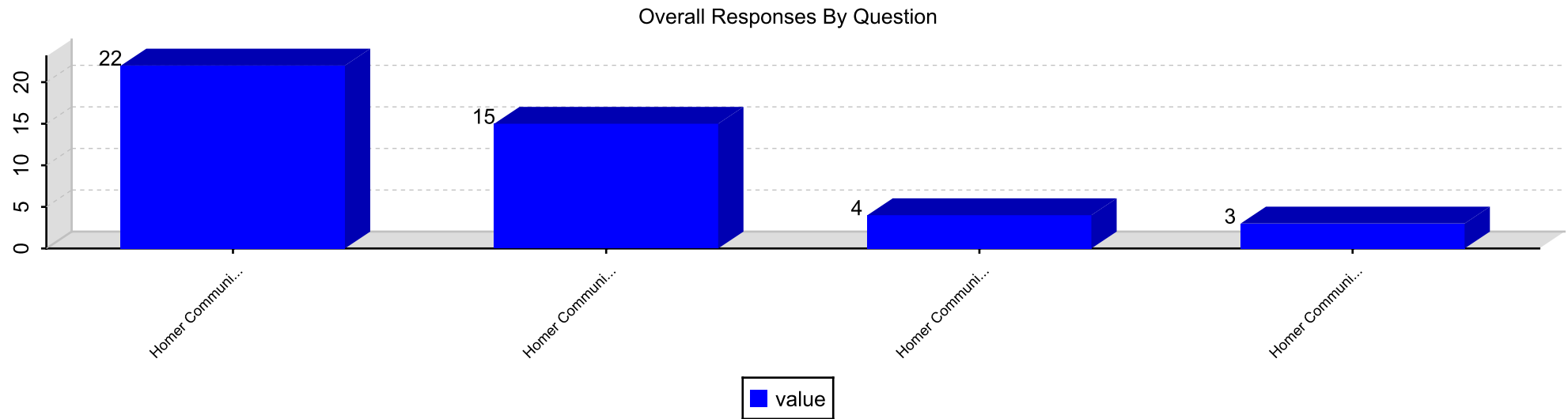
Question 9. Our school provides opportunities for stakeholders to be involved in the school.



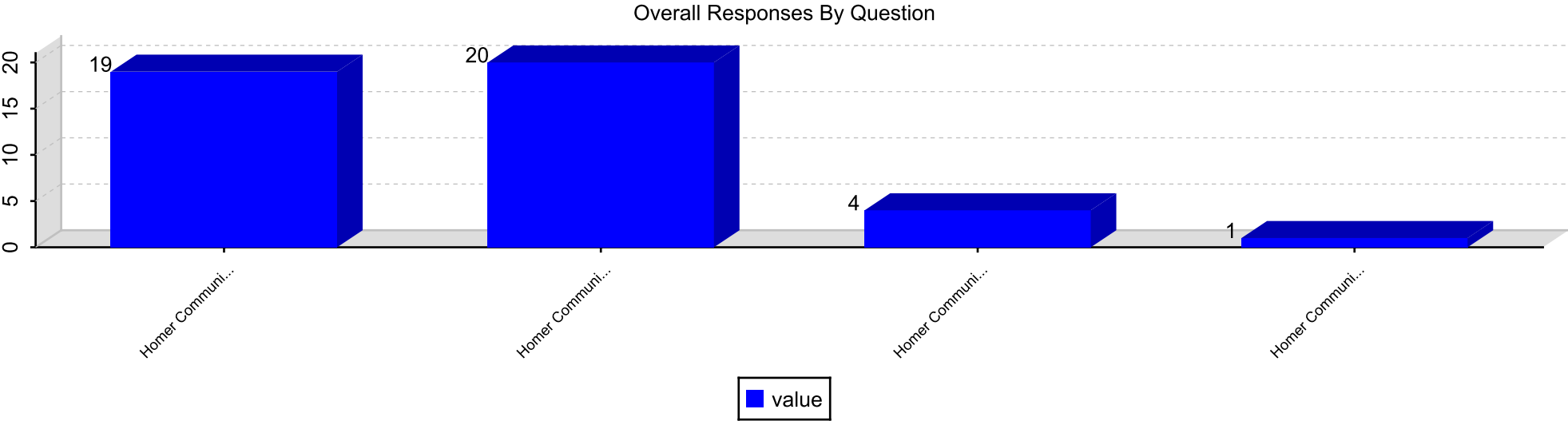
Section: Teaching and Assessing for Learning

Responses By Question

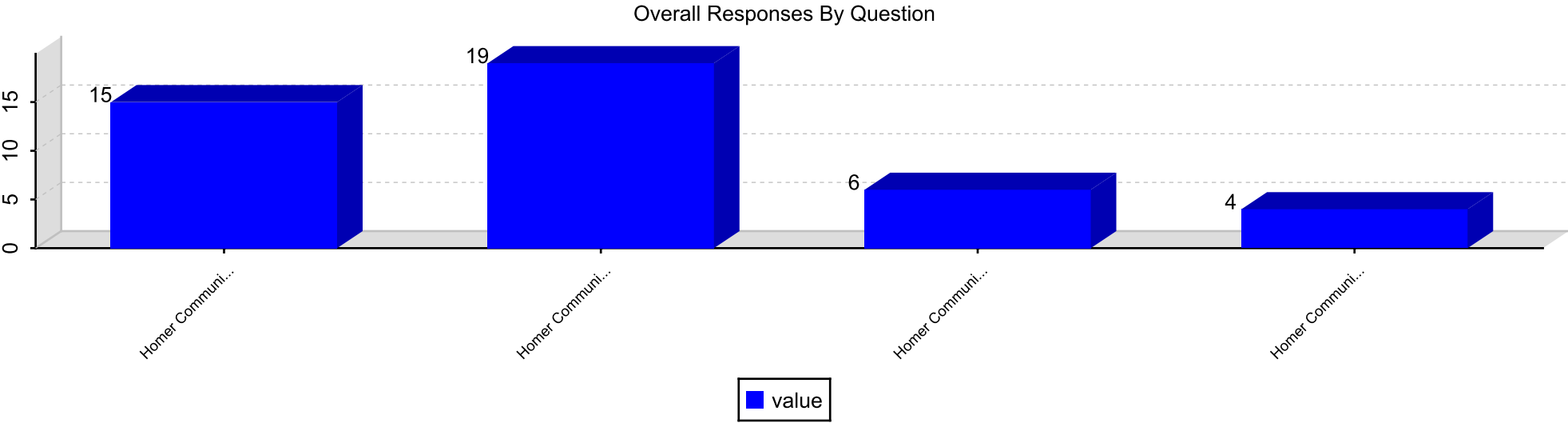
Question 10. All of my child's teachers provide an equitable curriculum that meets his/her learning needs.



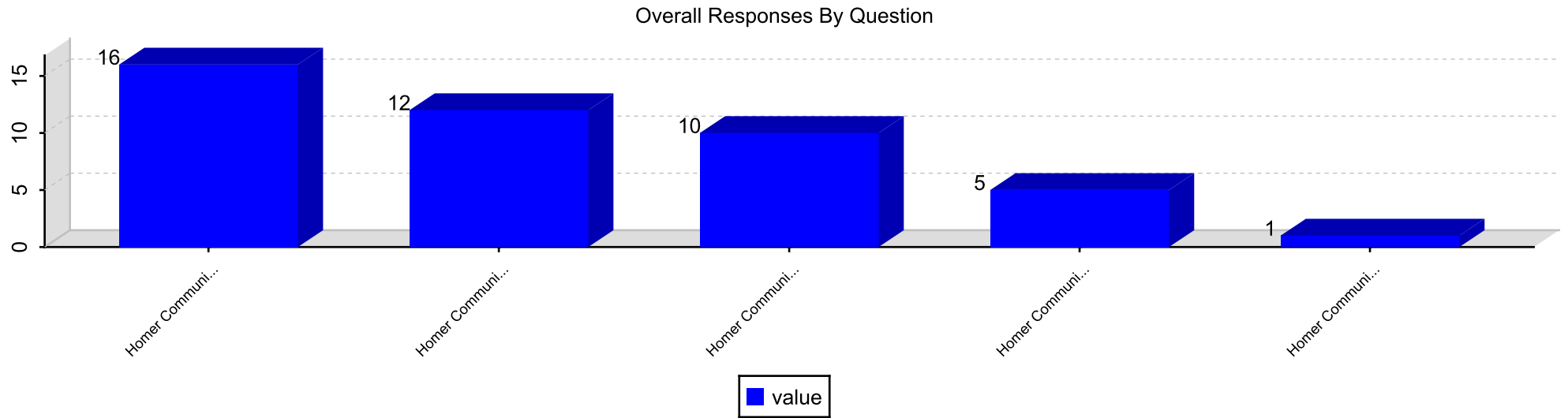
Question 11. All of my child's teachers give work that challenges my child.



Question 12. All of my child's teachers use a variety of teaching strategies and learning activities.

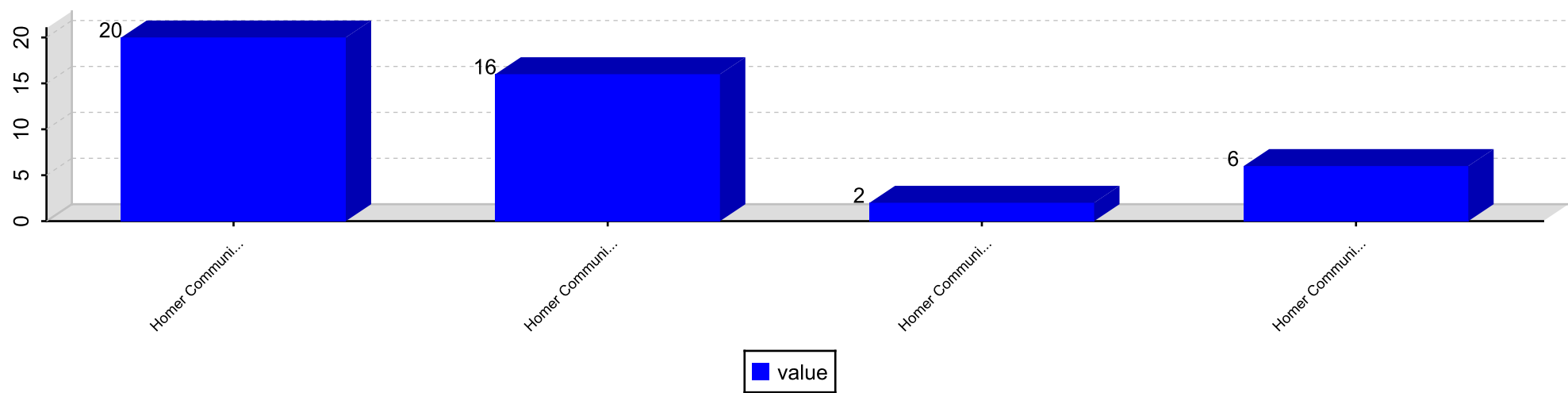


Question 13. All of my child's teachers meet his/her learning needs by individualizing instruction.



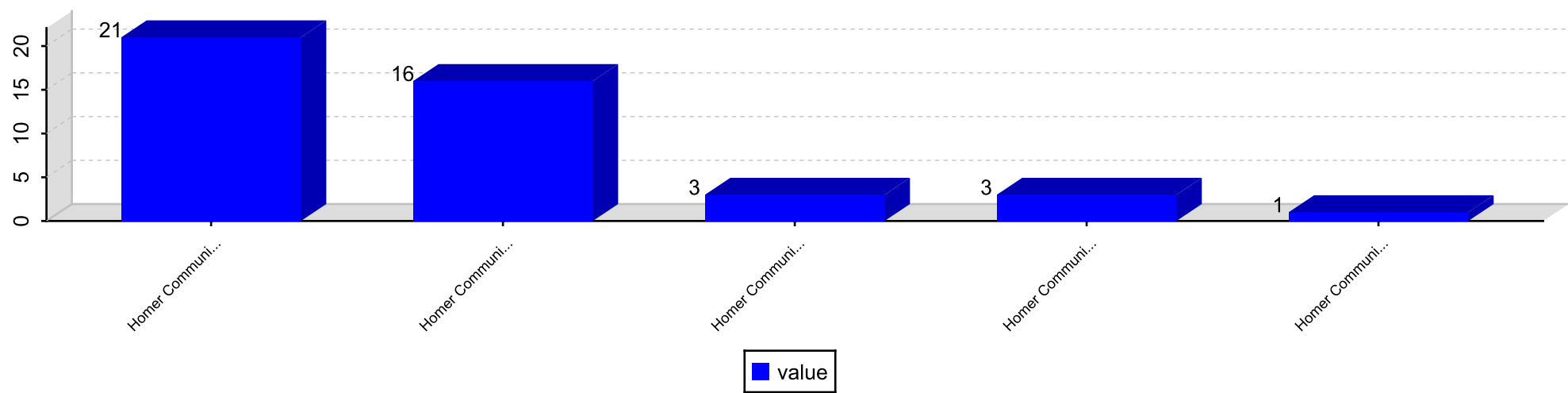
Question 14. All of my child's teachers work as a team to help my child learn.

Overall Responses By Question

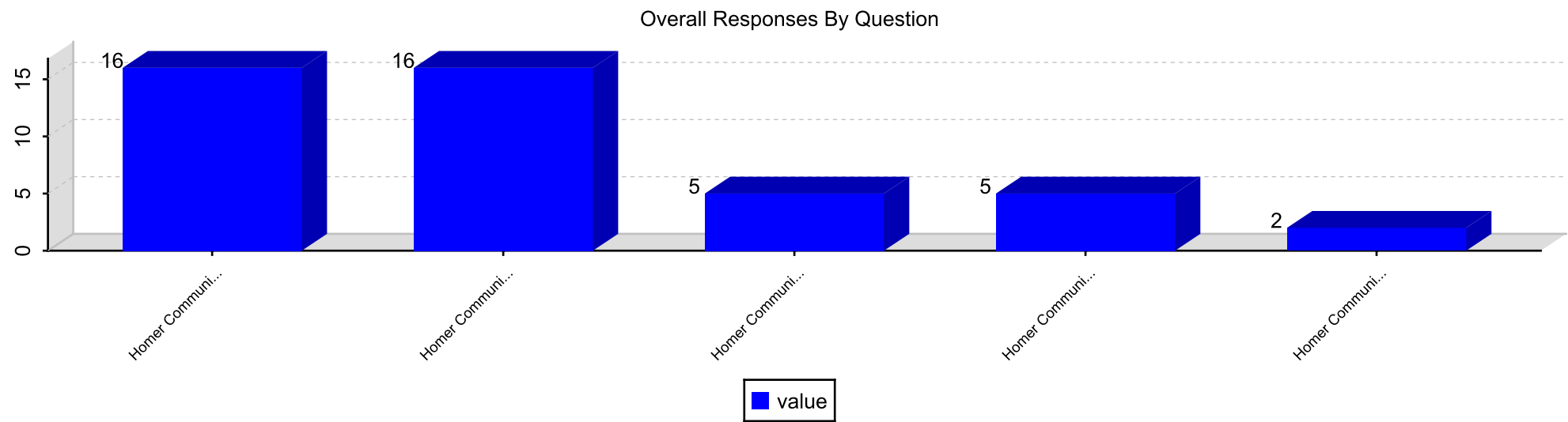


Question 15. All of my child's teachers help me to understand my child's progress.

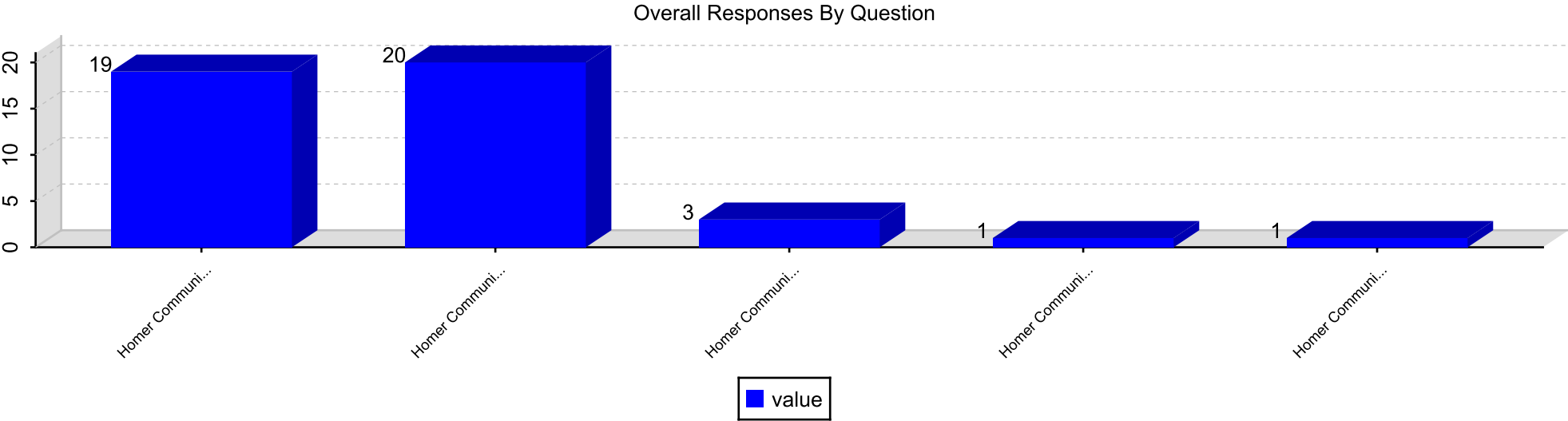
Overall Responses By Question



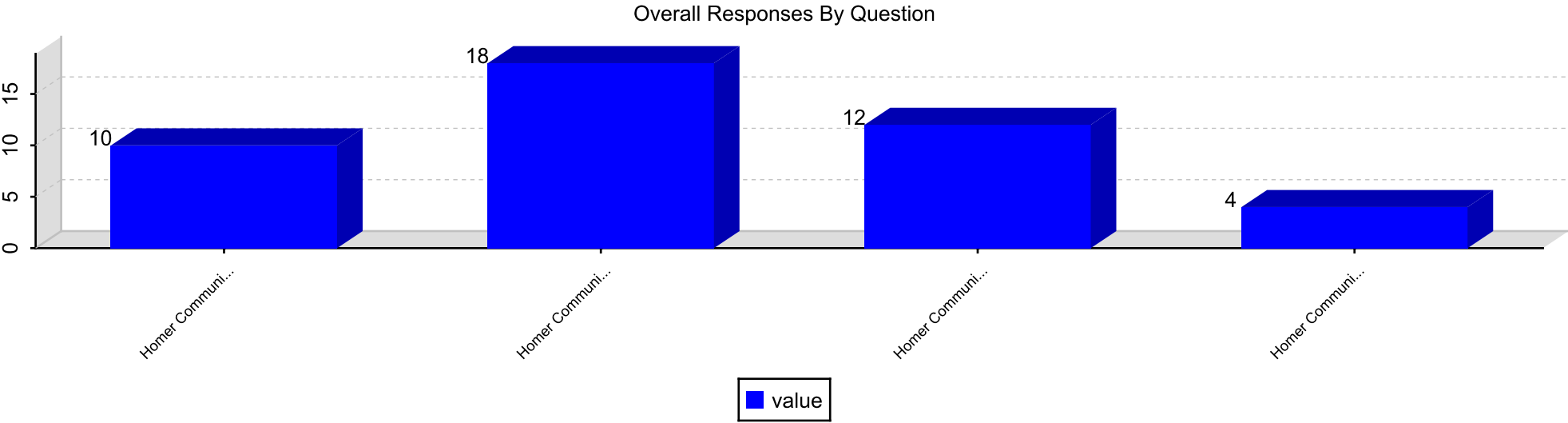
Question 16. All of my child's teachers keep me informed regularly of how my child is being graded.



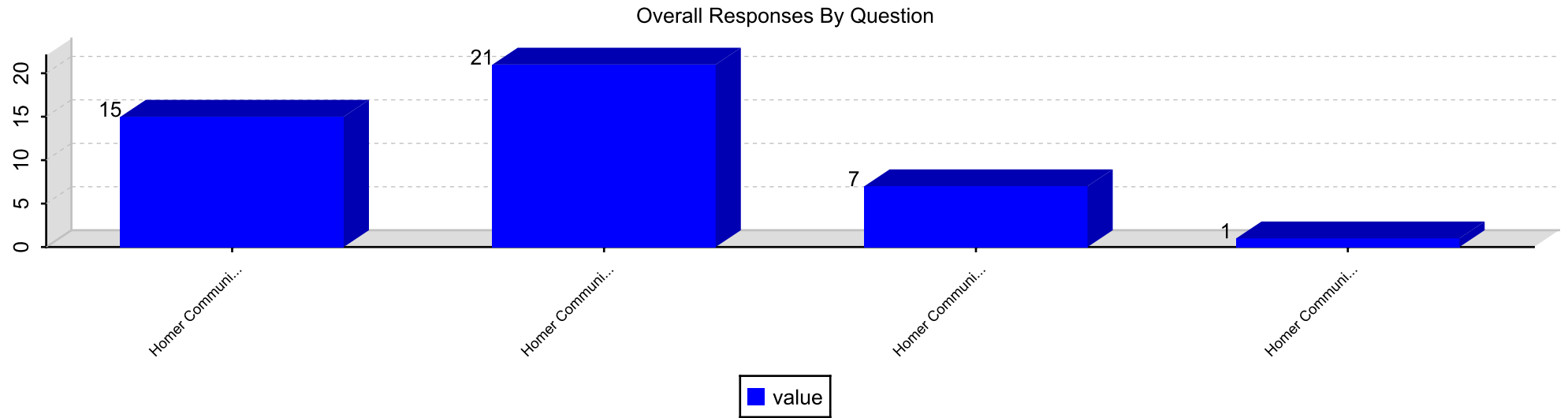
Question 17. All of my child's teachers report on my child's progress in easy to understand language.



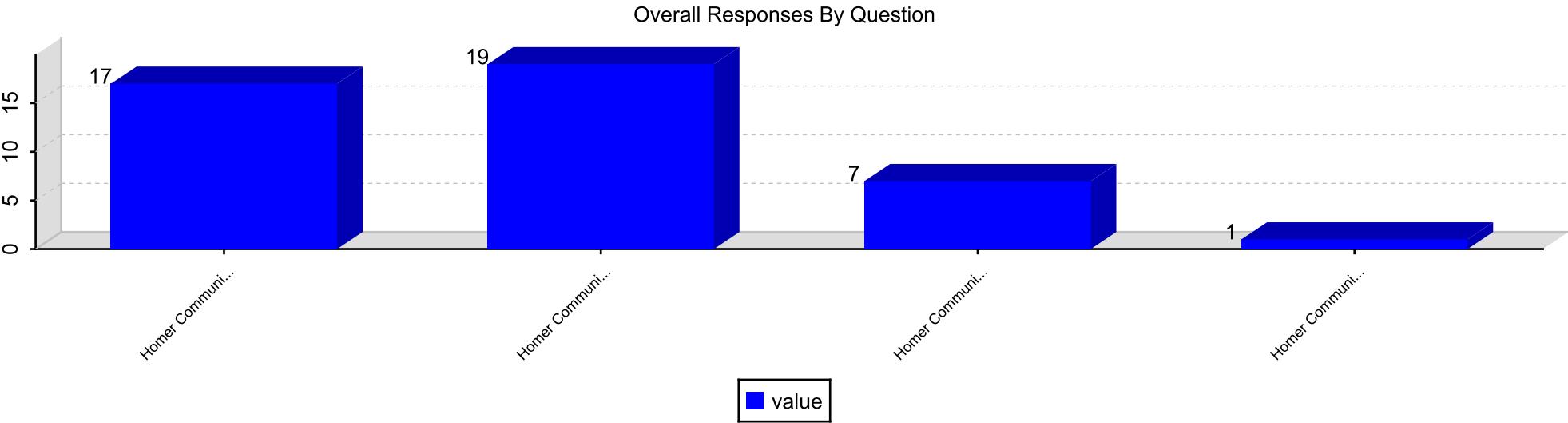
Question 18. My child sees a relationship between what is being taught and his/her everyday life.



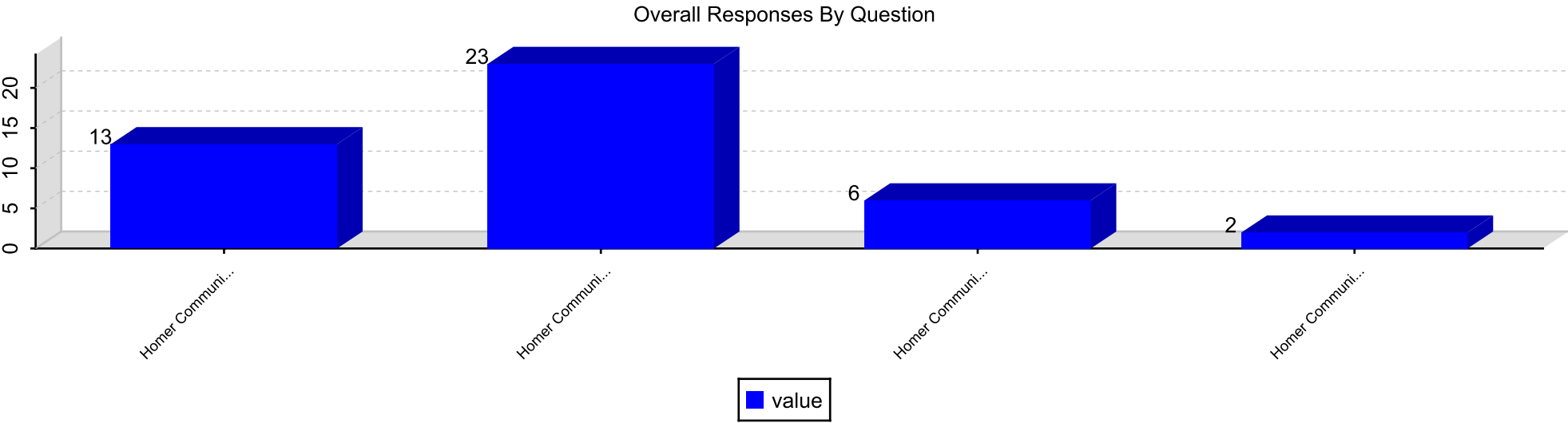
Question 19. My child knows the expectations for learning in all classes.



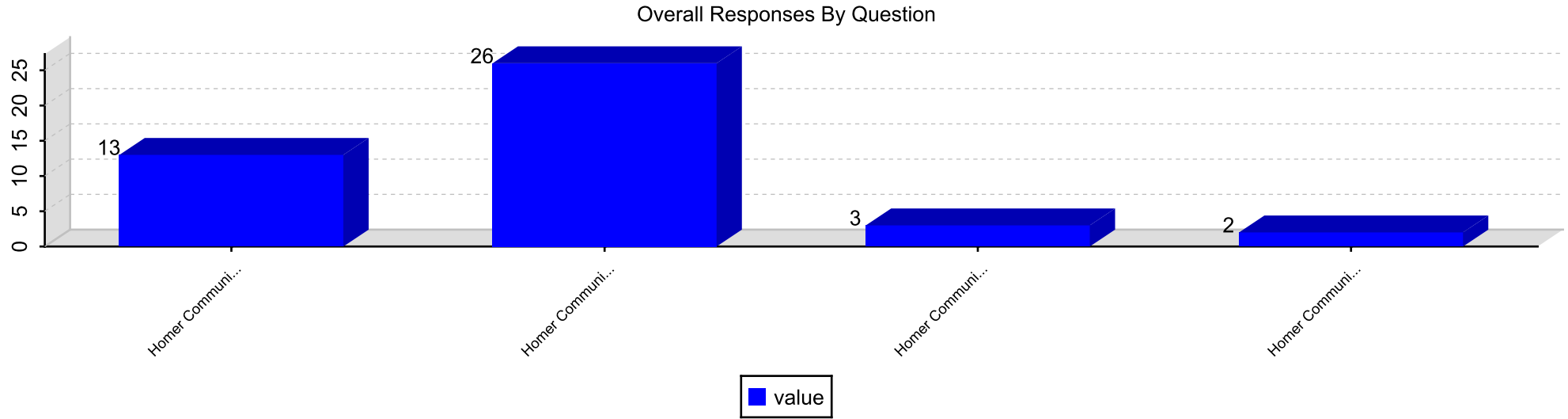
Question 20. My child has at least one adult advocate in the school.



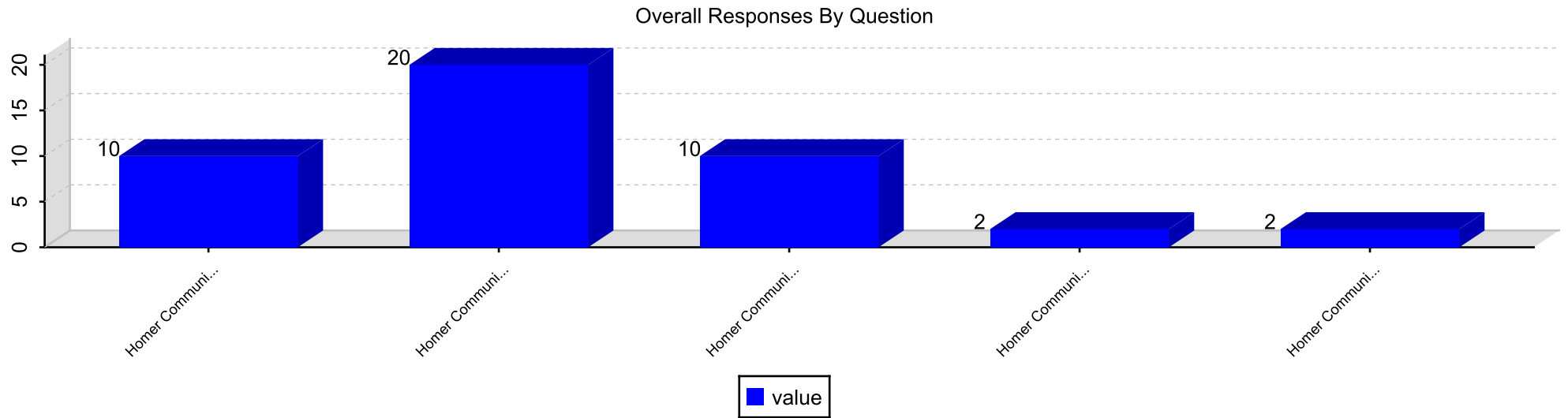
Question 21. My child is given multiple assessments to measure his/her understanding of what was taught.



Question 22. My child has up-to-date computers and other technology to learn.



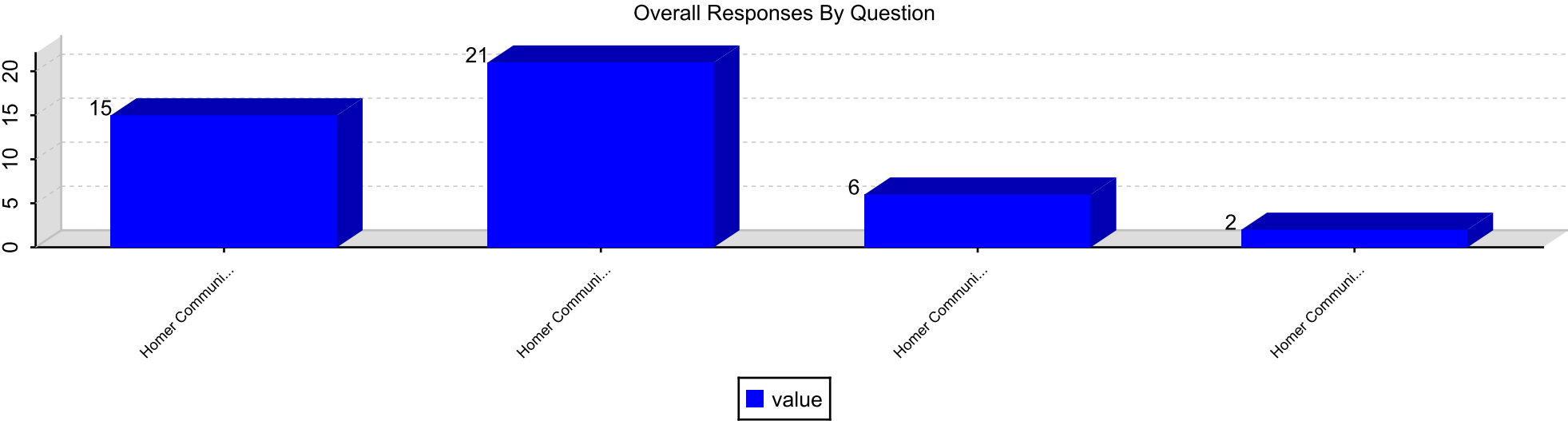
Question 23. My child has access to support services based on his/her identified needs.



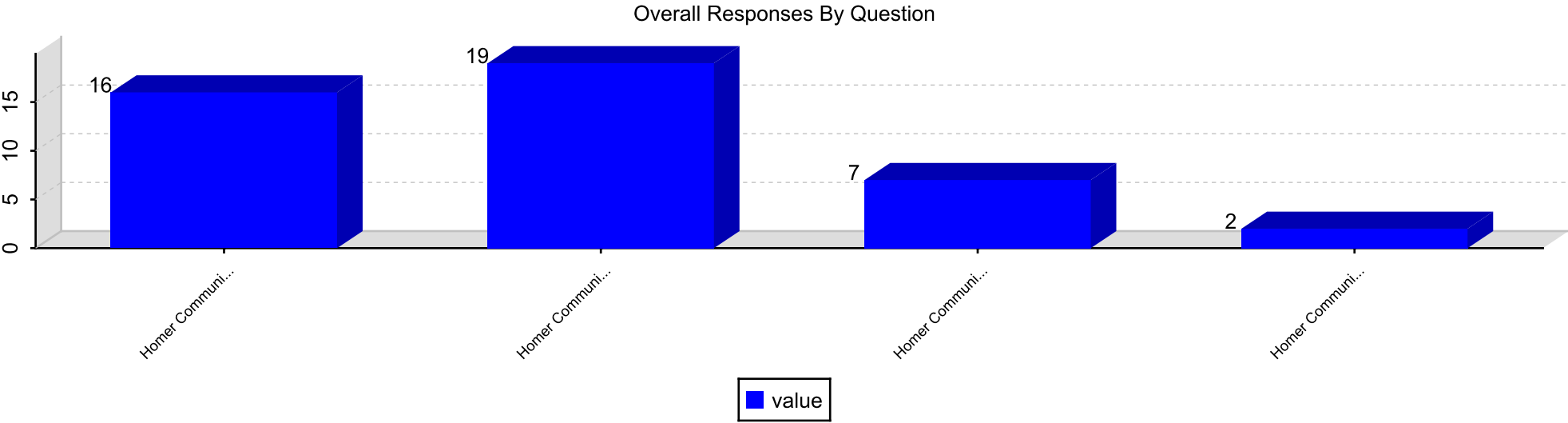
Section: Resources and Support Systems

Responses By Question

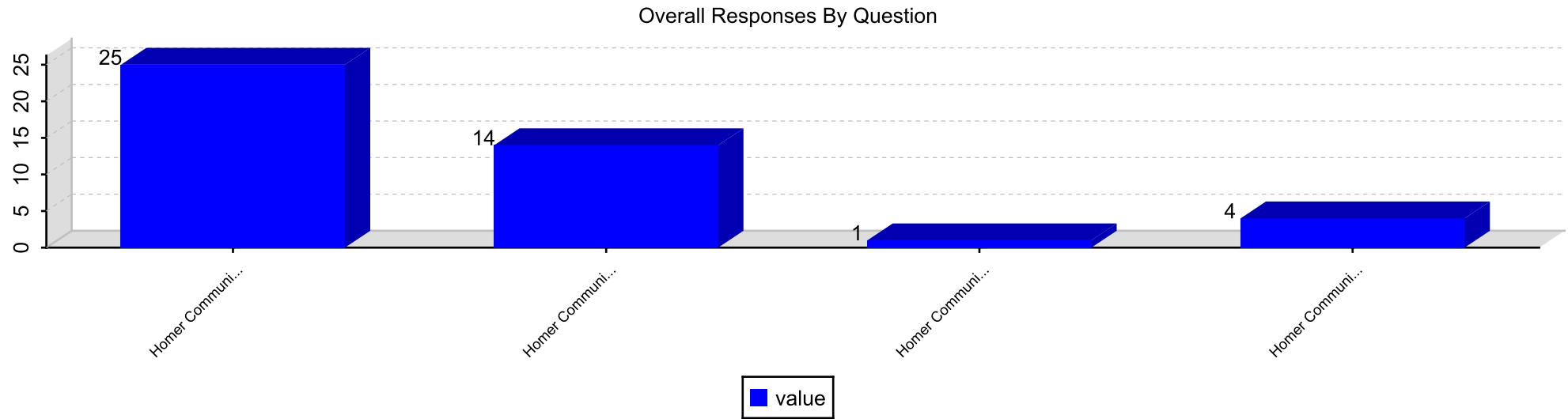
Question 24. Our school provides qualified staff members to support student learning.



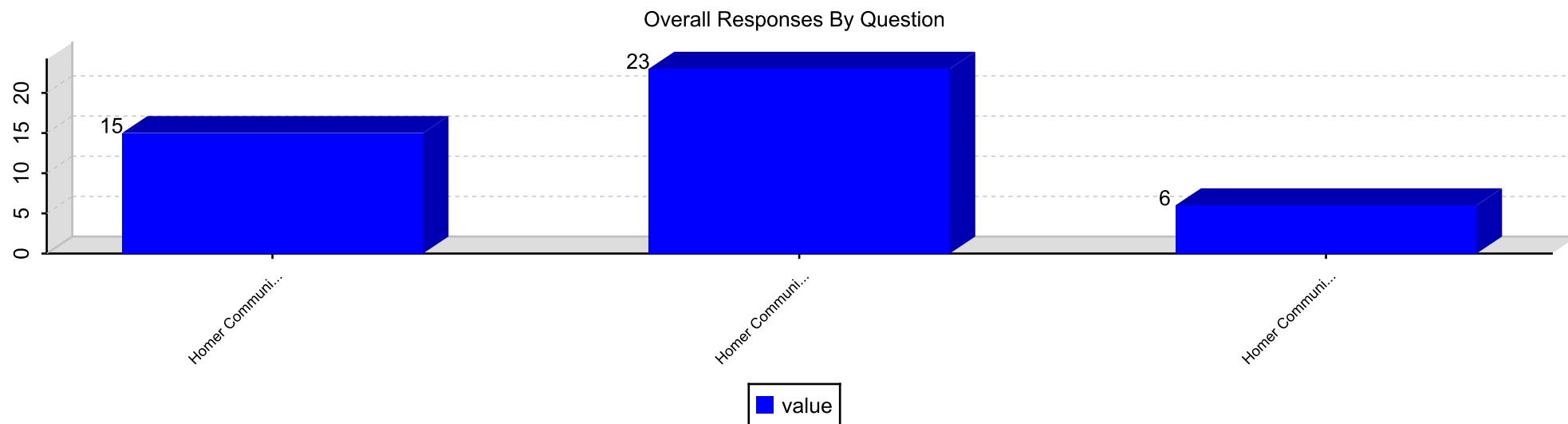
Question 25. Our school provides an adequate supply of learning resources that are current and in good condition.



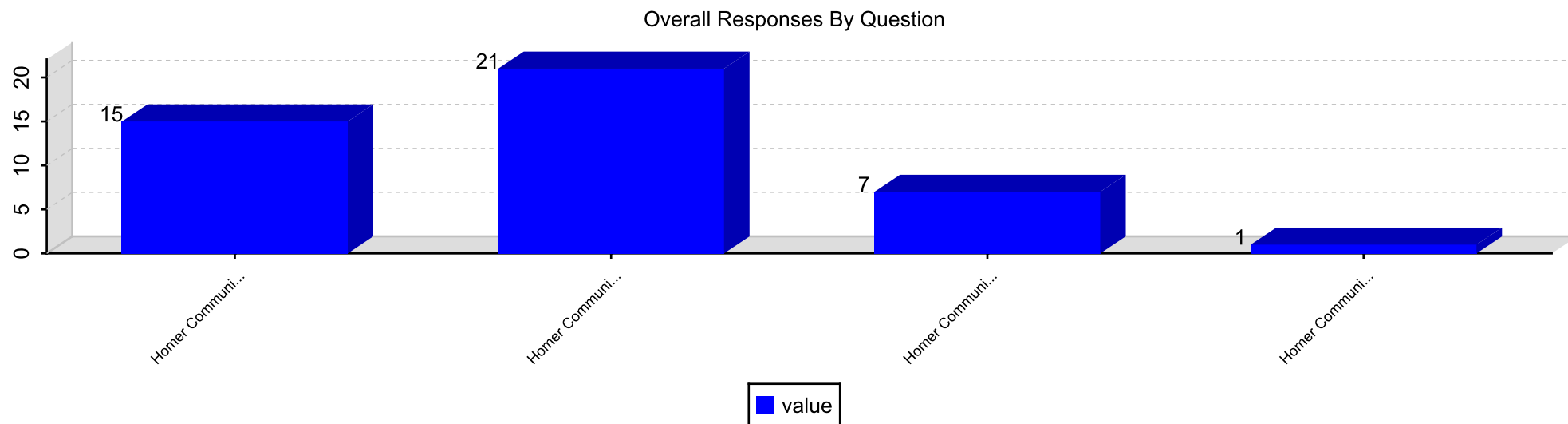
Question 26. Our school provides a safe learning environment.



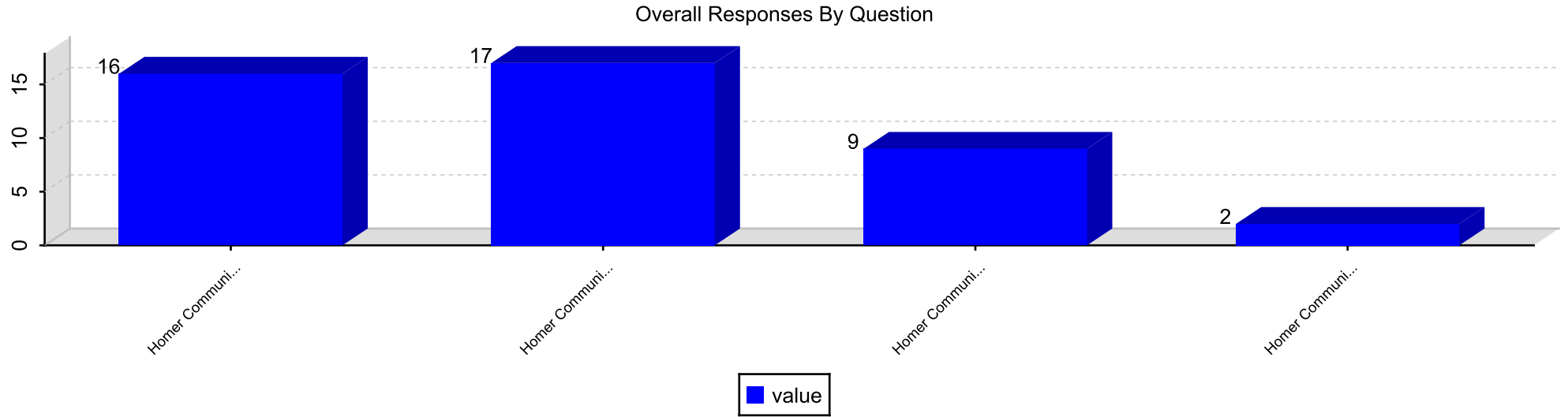
Question 27. Our school provides students with access to a variety of information resources to support their learning.



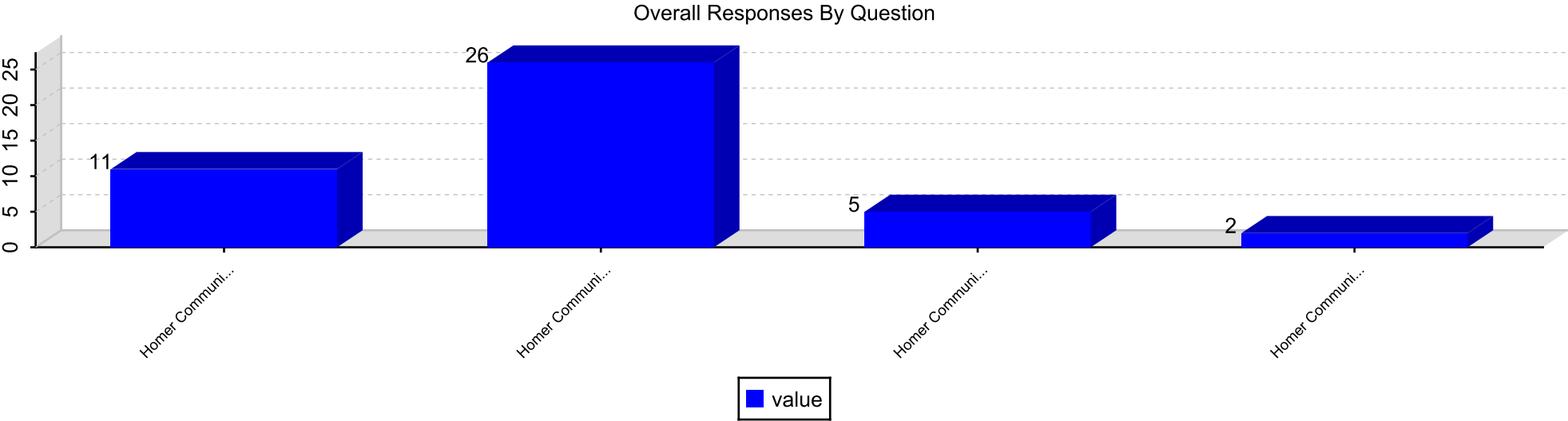
Question 28. Our school provides excellent support services (e.g., counseling, and/or career planning).



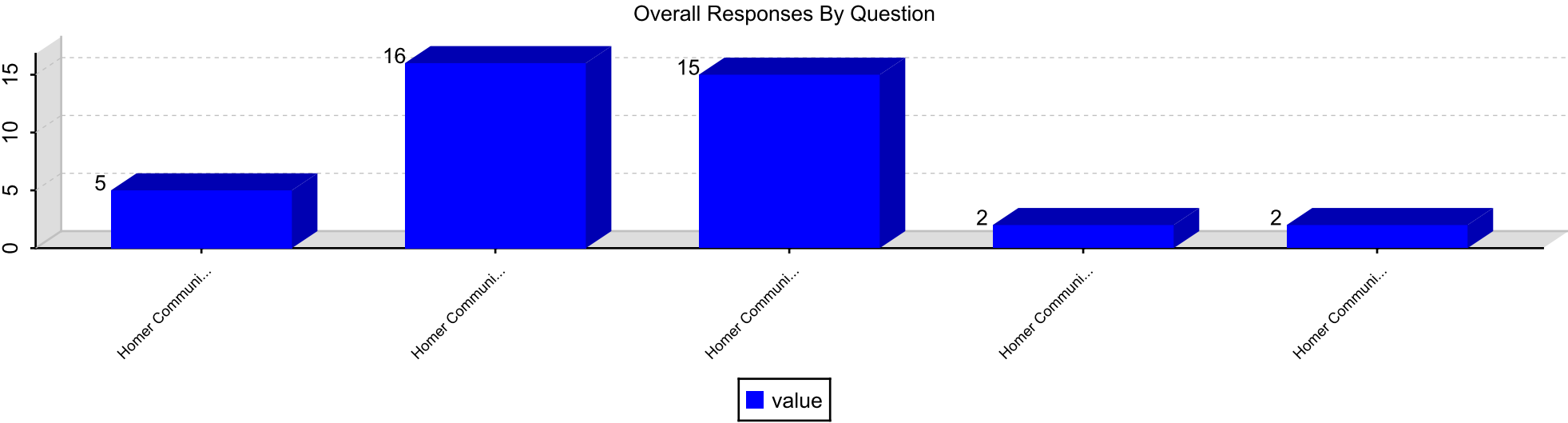
Question 29. Our school provides opportunities for students to participate in activities that interest them.



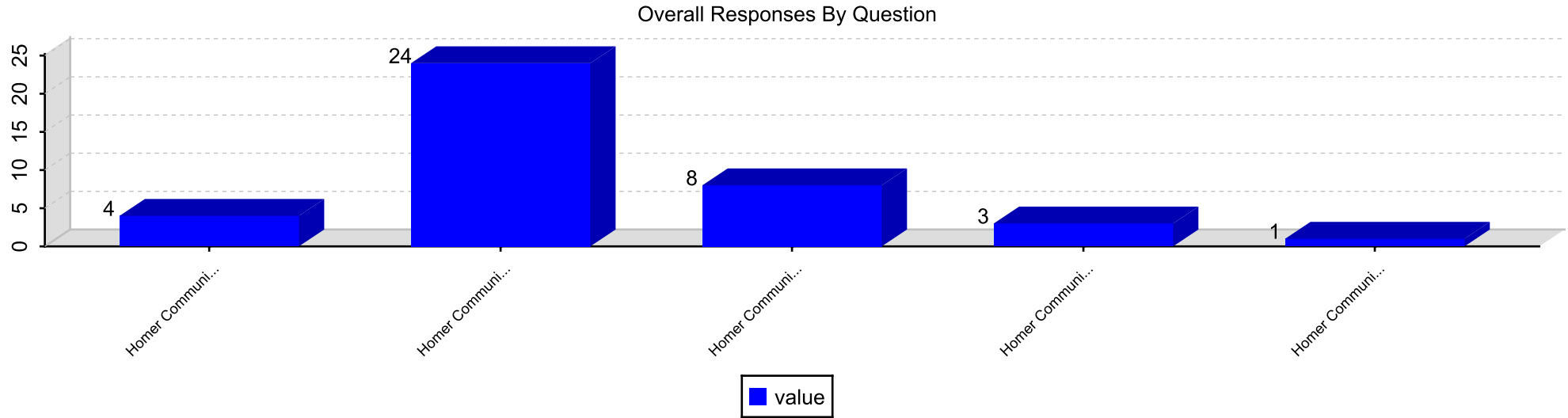
Question 30. Our school ensures that the facilities support student learning.



Question 31. Our school ensures the effective use of financial resources.



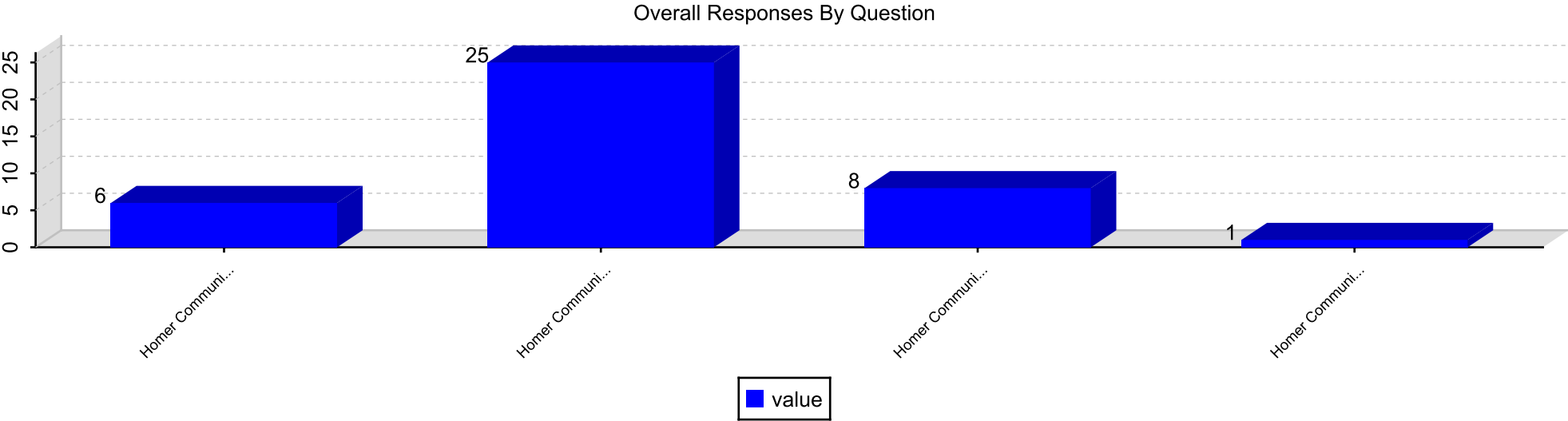
Question 32. Our school ensures that instructional time is protected and interruptions are minimized.



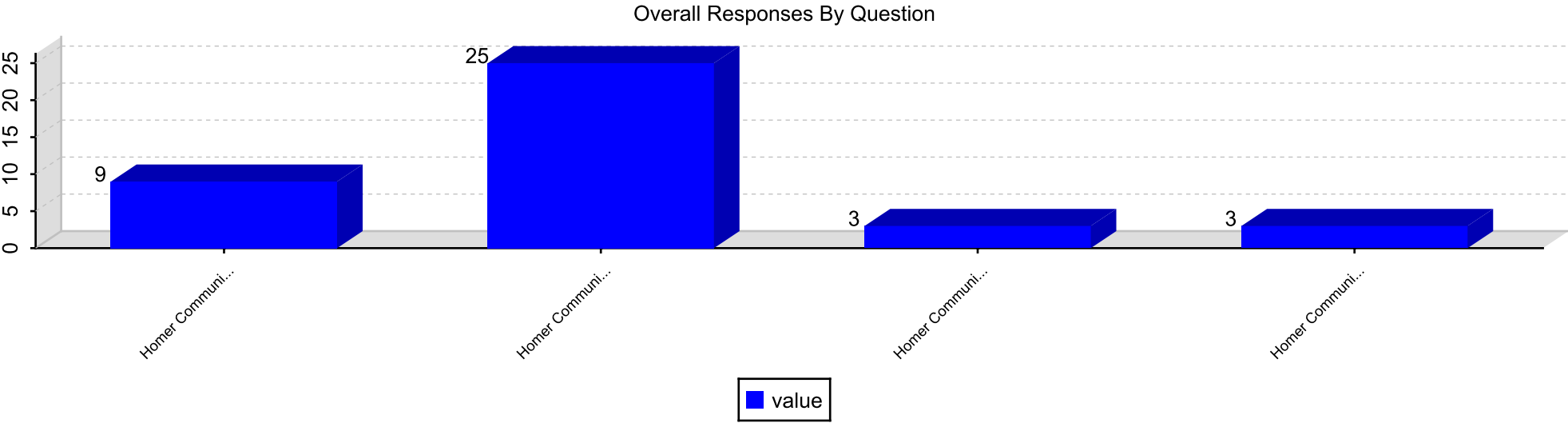
Section: Using Results for Continuous Improvement

Responses By Question

Question 33. Our school ensures that all staff members monitor and report the achievement of school goals.



Question 34. My child is prepared for success in the next school year.



Question 35. My child has administrators and teachers that monitor and inform me of his/her learning progress.

